

Standard Construction

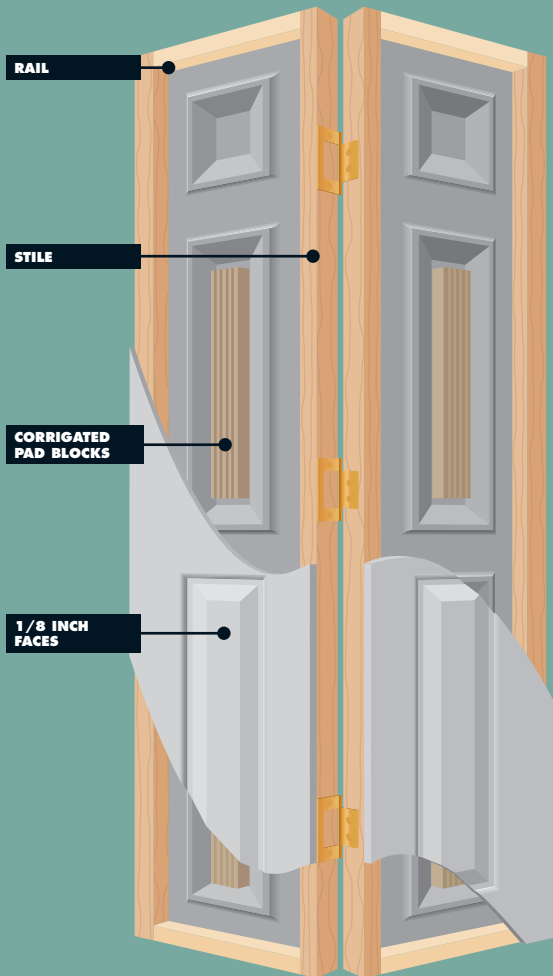


LYNDEN DOOR, INC.
 P.O. BOX 528
 177 WEST MAIN ST.
 LYNDEN, WA 98264
 PHONE (360) 354-5676
 FAX (360) 354-3738

MOLDED BIFOLDS

APPLICATIONS & BENEFITS

Recommended for a wide range of residential and light commercial applications. The molded panel creates the look of a solid wood interior bifold, yet offers superior performance to solid wood, against moisture related issues. Available in a wide variety of designs with smooth and textured surfaces.



SPECIFICATIONS

MAXIMUM SIZE

Two door bifolds	4'0" x 6'8"
	4'0" x 7'0"
	4'0" x 8'0"
Four door bifolds	8'0" x 6'8"
	8'0" x 7'0"
	8'0" x 8'0"

BIFOLD THICKNESS

1³/₈" standard; 1³/₄" available upon request.

STILES

Widths are before trim mill option fingerjoint softwood stiles.

	1 ³ / ₈ "	1 ³ / ₄ "
6'8" high bifolds	minimum 1 ⁵ / ₁₆ "	minimum 1 ¹ / ₄ "
7'0" high bifolds	minimum 1 ⁵ / ₁₆ "	minimum 1 ¹ / ₄ "
8'0" high bifolds	minimum 1 ³ / ₁₆ "	minimum 1 ¹ / ₄ "

RAILS

1³/₈" bifolds: Minimum 1⁷/₈" (before trim) mill option fiberboard or softwood rails.
 1³/₄" bifolds: Minimum 2⁵/₈" (before trim) mill option softwood rails.

LOOSE LAY CORE AND FRAME ASSEMBLY

Standard blocking using corrugated pad blocks, see drawings on reverse.

FACES AND BACKS

Faces are pregraded 1/8" Molded Hardboard skins. Backs are mill option pregraded flush Hardboard acclimated to face skin prior to production. Matching backs are available upon request.

ADHESIVES

Core and frame assembly and molded skin application all with Type II water-resistant adhesives. Type I waterproof adhesive is available upon request.

BLOCKING

Special inner blocking options may be specified for hardware reinforcement.

HINGES AND HARDWARE

Three edge mounted Stanley butterfly hinges per two panel set, with Stanley 2400 Series hardware.

PACKAGING

All bifolds are individually boxed into two door and four door sets using corrugated boxes.

WARRANTY


One year for interior use only. See warranty terms and conditions. Use of Lynden Door, Inc. interior doors in exterior applications is neither recommended nor warranted.


MOLDED BIFOLD

Standard
Blocking



MOULDING STYLE

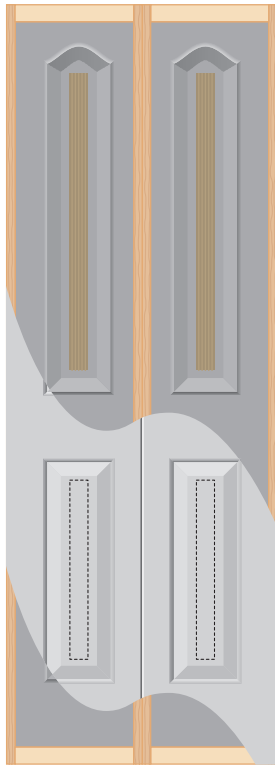
A  Quarter Round

B  Bead & Cove

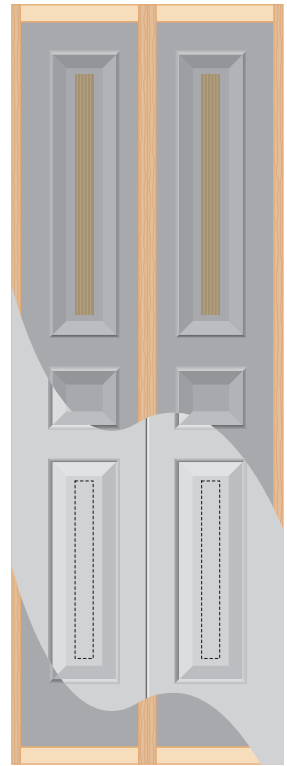
SURFACE TEXTURE

T Textured surface

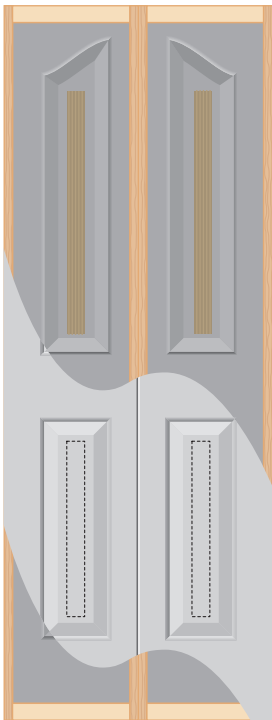
S Smooth surface



- Classique **T B**
- 6'8" Cremona **S B**



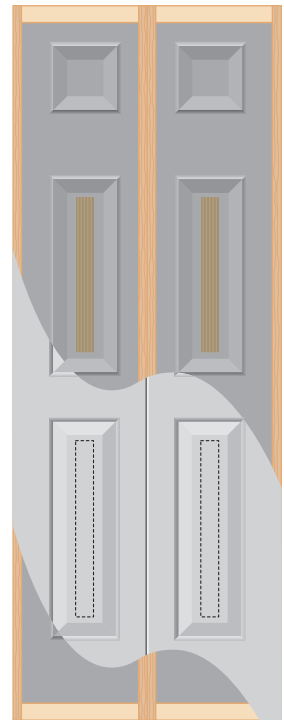
- Clermont **T B**



- Carmelle **T B**



- Coventry **■ ■**
- Smooth Coventry **■ ■**



- Colonist **■ ■**
- Smooth Colonist **■ ■**
- Craftmaster Natural **■ ■**
- Craftmaster Harvest **T B**