

Rift Cut Hardboard



Lynden Door introduces **rift cut finishes** to its Hardboard Door Collection; designs that balance **modern style with natural texture** in an attractive straight-grain rift cut.




Rift Cut Hardboard is available in four contemporary finishes. Rift Cut Slate, Rift Cut Coffee, Rift Cut Medium Walnut and Rift Cut Teak.


- Rift Cut Slate and Rift Cut Medium Walnut in stock. Rift Cut Coffee and Rift Cut Teak available as special order.
- All doors are available with hollow or solid core construction and 1-3/8" and 1-3/4" thicknesses.
- Passage and bifold doors offered in 6'8" height and up to 7'0" & 8'0".
- Factory-applied durable and protective UV coating.
- 20-minute fire rated door available – contact your Lynden Door representative for more information.




RIFT CUT SLATE



RIFT CUT COFFEE



RIFT CUT MEDIUM WALNUT



RIFT CUT TEAK

ADDRESS
2077 Main St., P.O. BOX 528
Lynden, WA 98264

PHONE
800.631.DOOR (3667)
360.354.5676

EMAIL
info@lyndendoor.com



LYNDENDOOR.COM

Lynden Door
Open Your Future