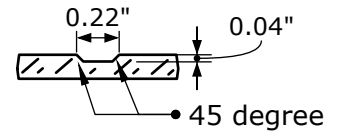




Route Profile
SCALE 1:1



Fairview Bifold 6'8"			
DW	A	B	C
4-0	5.5	6.0	23.75
3-6	5.5	6.0	20.75
3-0	5.5	6.0	17.75
2-8	5.5	6.0	15.75
2-6	5.5	6.0	14.75
2-4	5.5	6.0	13.75
2-0 *	4.5	4.0 *	11.75
1-6 *	4.5	4.0 *	8.75
* 3 Vertical Lines			

Notes:

1. Dimensions are to Outside of Route Profile
2. Line symmetry tolerance $\pm 3/16"$
3. Groove Depth $\pm .01"$



Fineline

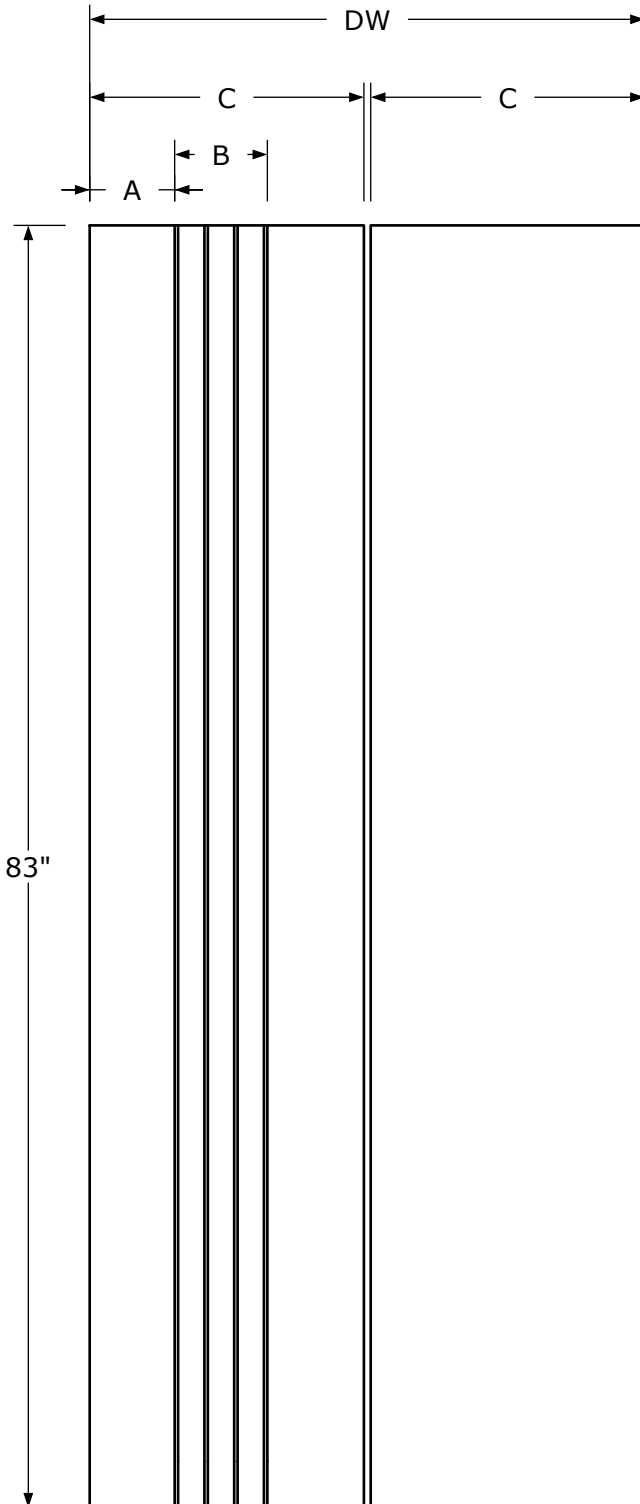
Fairview Bifold



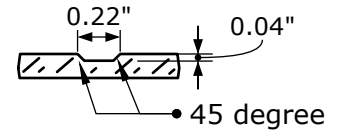
DIMENSIONS ARE IN: Inches
DOOR TOLERANCES
WIDTH (FULL WIDTH): $\pm 1/16$
WIDTH (PREFIT): $\pm 1/32$
HEIGHT: $\pm 1/16$
SQUARE: $\pm 1/8$

THE INFORMATION CONTAINED IN THIS DRAWING IS THE SOLE PROPERTY OF Lynden Door, Inc. ANY REPRODUCTION IN PART OR AS A WHOLE WITHOUT THE WRITTEN PERMISSION OF Lynden Door, Inc. IS PROHIBITED

2/4/25



Route Profile
SCALE 1:1



Fairview Bifold 7'0"			
DW	A	B	C
4-0	5.5	6.0	23.75
3-6	5.5	6.0	20.75
3-0	5.5	6.0	17.75
2-8	5.5	6.0	15.75
2-6	5.5	6.0	14.75
2-4	5.5	6.0	13.75
2-0 *	4.5	4.0 *	11.75
1-6 *	4.5	4.0 *	8.75
* 3 Vertical Lines			

Notes:

1. Dimensions are to Outside of Route Profile
2. Line symmetry tolerance $\pm 3/16"$
3. Groove Depth $\pm .01"$



Fineline

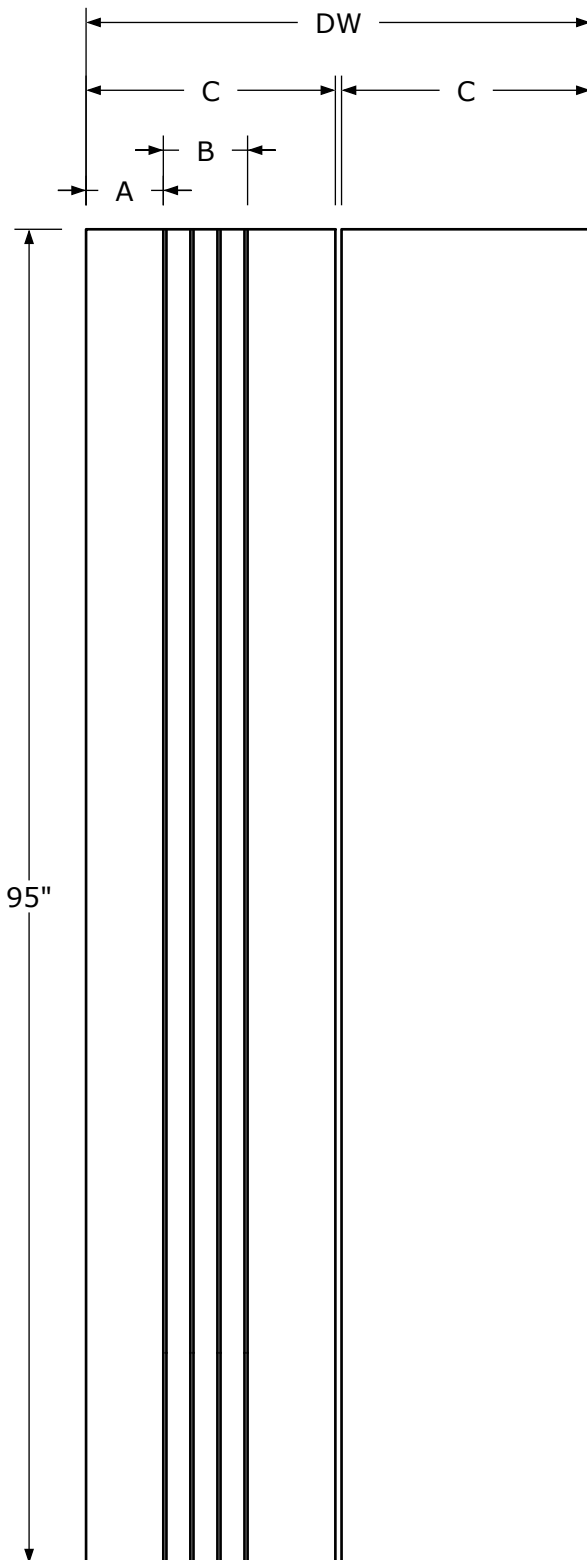
Fairview Bifold



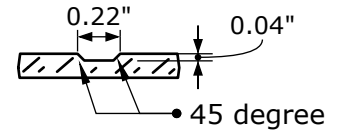
DIMENSIONS ARE IN: Inches
DOOR TOLERANCES
WIDTH (FULL WIDTH): $\pm 1/16$
WIDTH (PREFIT): $\pm 1/32$
HEIGHT: $\pm 1/16$
SQUARE: $\pm 1/8$

THE INFORMATION CONTAINED IN THIS DRAWING IS THE SOLE PROPERTY OF Lynden Door, Inc. ANY REPRODUCTION IN PART OR AS A WHOLE WITHOUT THE WRITTEN PERMISSION OF Lynden Door, Inc. IS PROHIBITED

2/4/25



Route Profile
SCALE 1:1



Fairview Bifold 8'0"			
DW	A	B	C
4-0	5.5	6.0	23.75
3-6	5.5	6.0	20.75
3-0	5.5	6.0	17.75
2-8	5.5	6.0	15.75
2-6	5.5	6.0	14.75
2-4	5.5	6.0	13.75
2-0 *	4.5	4.0 *	11.75
1-6 *	4.5	4.0 *	8.75
* 3 Vertical Lines			

Notes:

1. Dimensions are to Outside of Route Profile
2. Line symmetry tolerance $\pm 3/16"$
3. Groove Depth $\pm .01"$



Fineline

Fairview Bifold



DIMENSIONS ARE IN: Inches
DOOR TOLERANCES
WIDTH (FULL WIDTH): $\pm 1/16$
WIDTH (PREFIT): $\pm 1/32$
HEIGHT: $\pm 1/16$
SQUARE: $\pm 1/8$

THE INFORMATION CONTAINED IN THIS DRAWING IS THE SOLE PROPERTY OF Lynden Door, Inc. ANY REPRODUCTION IN PART OR AS A WHOLE WITHOUT THE WRITTEN PERMISSION OF Lynden Door, Inc. IS PROHIBITED

4/7/25