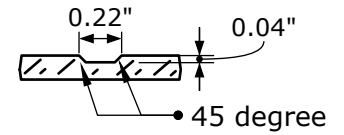


Route Profile
SCALE 1:1



Laurelhurst Bifold 6'8"			
DW	A	B	C
4-0	7.0	16.75	23.75
3-6	7.0	13.75	20.75
3-0	7.0	10.75	17.75
2-8	7.0	8.75	15.75
2-6	6.0	8.75	14.75
2-4	6.0	7.75	13.75
2-0	5.0	6.75	11.75
1-6	5.0	3.75	8.75

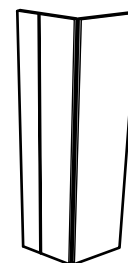
Notes:

1. Dimensions are to Centerline of Route Profile
2. Line symmetry tolerance $\pm 3/16$ "
3. Groove Depth $\pm .01$ "



Fineline

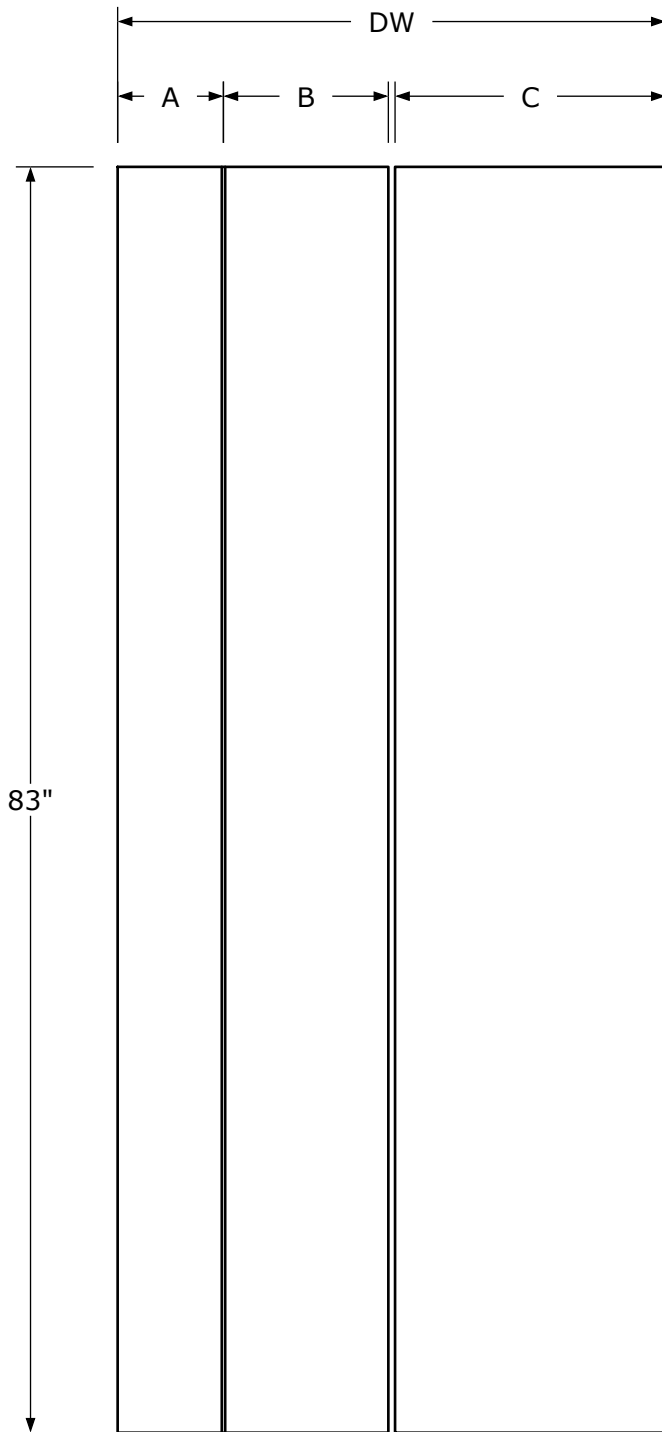
Laurelhurst Bifold



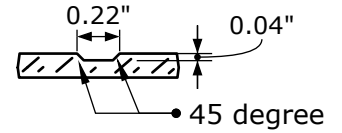
DIMENSIONS ARE IN: Inches
DOOR TOLERANCES
WIDTH (FULL WIDTH): $\pm 1/16$
WIDTH (PREFIT): $\pm 1/32$
HEIGHT: $\pm 1/16$
SQUARE: $\pm 1/8$

THE INFORMATION CONTAINED IN THIS
DRAWING IS THE SOLE PROPERTY OF
Lynden Door, Inc. ANY REPRODUCTION IN PART
OR AS A WHOLE WITHOUT THE WRITTEN
PERMISSION OF Lynden Door, Inc. IS
PROHIBITED

2/3/25



Route Profile
SCALE 1:1



Laurelhurst Bifold 7'0"			
DW	A	B	C
4-0	7.0	16.75	23.75
3-6	7.0	13.75	20.75
3-0	7.0	10.75	17.75
2-8	7.0	8.75	15.75
2-6	6.0	8.75	14.75
2-4	6.0	7.75	13.75
2-0	5.0	6.75	11.75
1-6	5.0	3.75	8.75

Notes:

1. Dimensions are to Centerline of Route Profile
2. Line symmetry tolerance $\pm 3/16"$
3. Groove Depth $\pm .01"$



Fineline

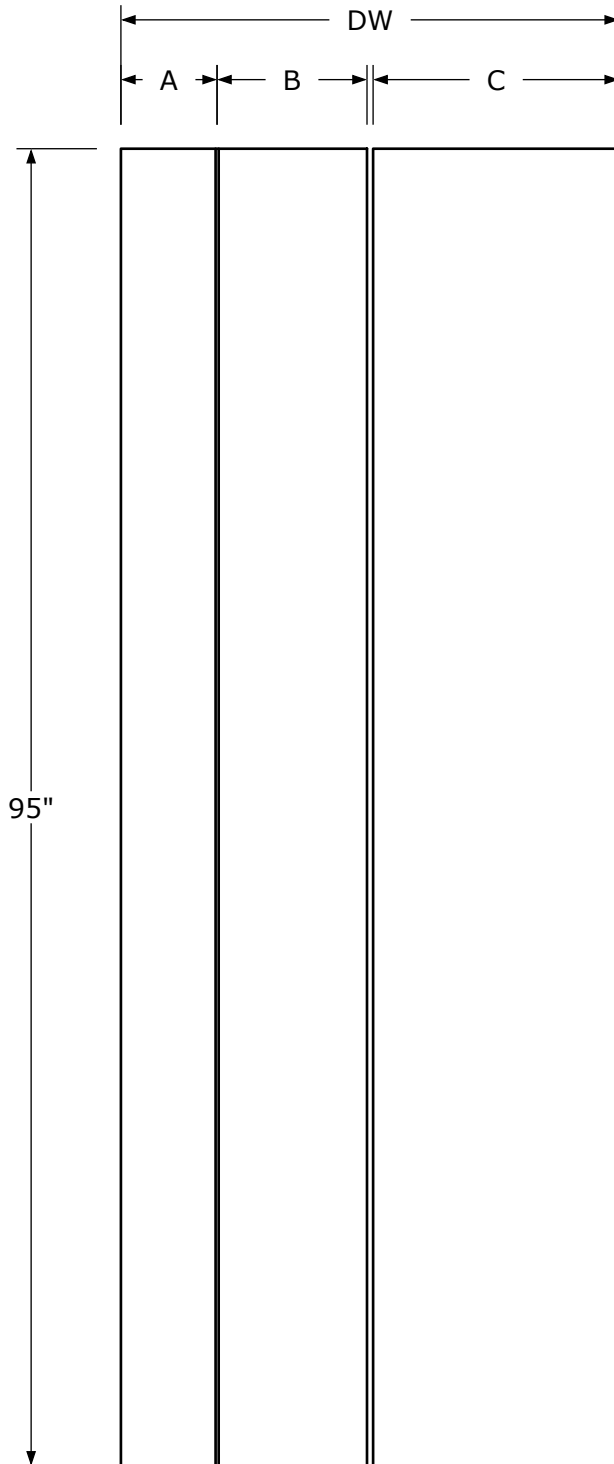
Laurelhurst Bifold



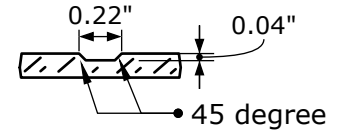
DIMENSIONS ARE IN: Inches
DOOR TOLERANCES
WIDTH (FULL WIDTH): $\pm 1/16$
WIDTH (PREFIT): $\pm 1/32$
HEIGHT: $\pm 1/16$
SQUARE: $\pm 1/8$

THE INFORMATION CONTAINED IN THIS DRAWING IS THE SOLE PROPERTY OF Lynden Door, Inc. ANY REPRODUCTION IN PART OR AS A WHOLE WITHOUT THE WRITTEN PERMISSION OF Lynden Door, Inc. IS PROHIBITED

2/3/25



Route Profile
SCALE 1:1



Laurelhurst Bifold 8'0"			
DW	A	B	C
4-0	7.0	16.75	23.75
3-6	7.0	13.75	20.75
3-0	7.0	10.75	17.75
2-8	7.0	8.75	15.75
2-6	6.0	8.75	14.75
2-4	6.0	7.75	13.75
2-0	5.0	6.75	11.75
1-6	5.0	3.75	8.75

Notes:

1. Dimensions are to Centerline of Route Profile
2. Line symmetry tolerance $\pm 3/16$ "
3. Groove Depth $\pm .01$ "



Fineline

Laurelhurst Bifold



DIMENSIONS ARE IN: Inches
DOOR TOLERANCES
WIDTH (FULL WIDTH): $\pm 1/16$
WIDTH (PREFIT): $\pm 1/32$
HEIGHT: $\pm 1/16$
SQUARE: $\pm 1/8$

THE INFORMATION CONTAINED IN THIS
DRAWING IS THE SOLE PROPERTY OF
Lynden Door, Inc. ANY REPRODUCTION IN PART
OR AS A WHOLE WITHOUT THE WRITTEN
PERMISSION OF Lynden Door, Inc. IS
PROHIBITED

2/3/25